



crack

1

1



egg

in a



mug




Add



1 tablespoon

of



milk



Mix

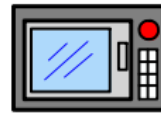


egg

with



fork



1



Microwave

1

minute



Careful



HOT!



Cooked




egg.



Toast



Bread

	 <h2 data-bbox="829 506 1252 573">Butter Bread</h2>
	<div data-bbox="834 701 915 800"></div> <div data-bbox="846 814 902 848">Put</div> <div data-bbox="961 701 1057 800"></div> <div data-bbox="979 814 1036 854">egg</div> <div data-bbox="1123 701 1180 800"></div> <div data-bbox="1101 814 1203 854">on top</div> <div data-bbox="1240 814 1276 848">of</div> <div data-bbox="1317 701 1422 800"></div> <div data-bbox="1321 814 1414 848">bread</div>

1st attempt - model or support pupils to follow the steps. Ensure pupils have a go independently

2nd attempt - In the same lesson - stand back (as long as it is safe to do so) and only prompt back to the visual. If they miss a step and after prompting they don't correct as long as it is not going to cause harm (i.e eating raw egg) then let them go with it.

- ★ Leave small egg shells in place - they won't cause harm and if/when they eat them im sure they will try to remove them next time.
- ★ Don't worry about how well buttered bread is
- ★ Don't worry if egg isn't mixed that well.